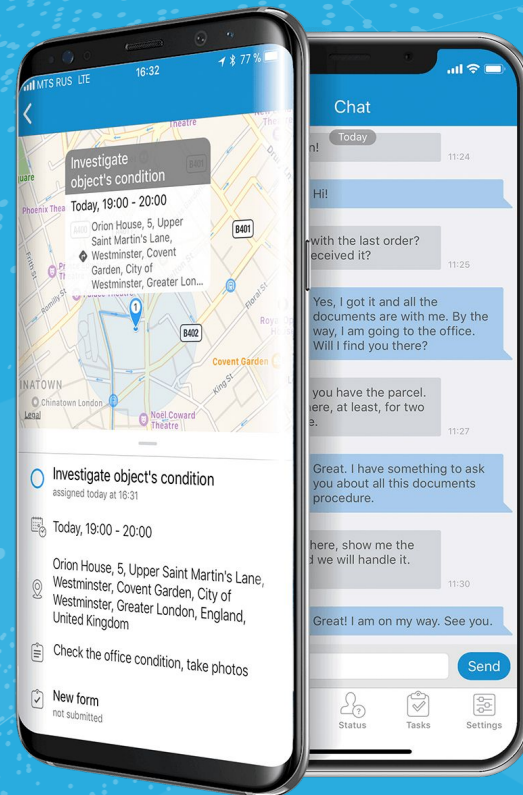




# Getting started guide

Easy steps to install X-GPS Tracker App  
to smartphones / tablets of your field workers



# 1. Sign up



Account Owner

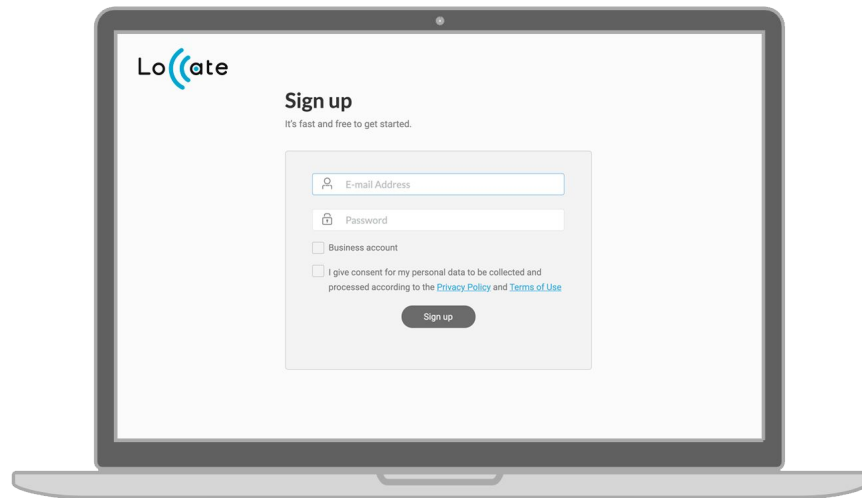
Create your company's  
account with your  
business email

It is free.

No commitments.

No credit card required.

<https://locate.com/register/>



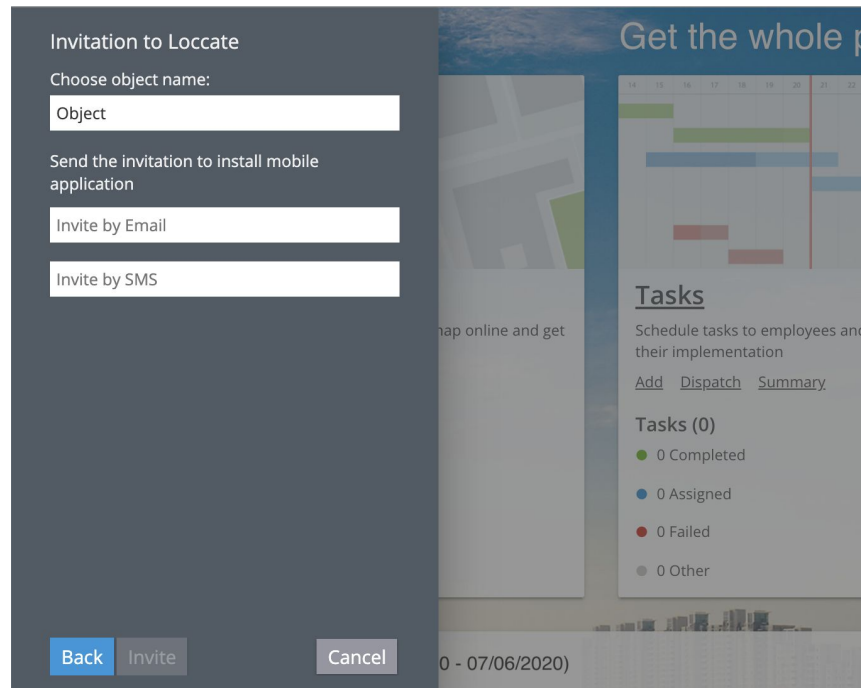
## 2. Invite team



### Send e-invitations to members of your team

Invitations are sent by email and/or SMS. They include the link to X-GPS Tracker app and unique ID of an employee.

1. Click left menu item: **Device activation**
2. Select: **X-GPS mobile app**
3. Specify: **email and/or phone number**



The screenshot shows a 'Manager' interface with a dialog box titled 'Invitation to Locate'. The dialog box contains the following fields and options:

- Choose object name:** A text input field with the value 'Object'.
- Send the invitation to install mobile application:** Two radio button options: 'Invite by Email' (selected) and 'Invite by SMS'.
- Buttons:** 'Back' (blue), 'Invite' (grey), and 'Cancel' (grey).

In the background, a dashboard is visible with the title 'Get the whole p...'. It includes a calendar view for dates 14 to 22, a 'Tasks' section with the description 'Schedule tasks to employees and their implementation', and links for 'Add', 'Dispatch', and 'Summary'. The 'Tasks (0)' section shows a breakdown: 0 Completed (green dot), 0 Assigned (blue dot), 0 Failed (red dot), and 0 Other (grey dot). At the bottom right, there is a date range '0 - 07/06/2020'.

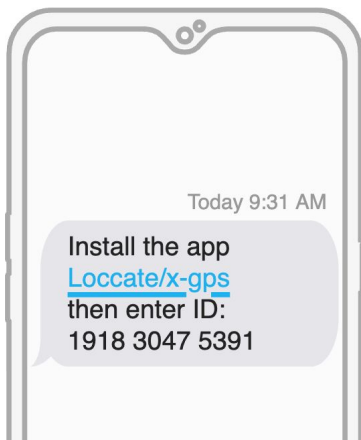
### 3. Install app



## Launch employee app with ID from the invitation

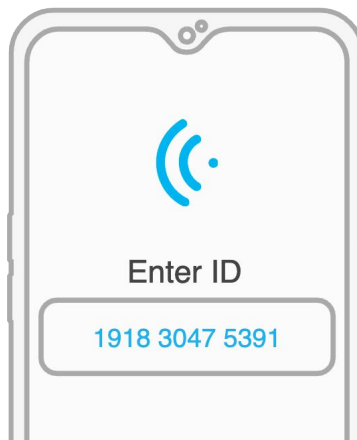
1

Open the link from the invitation to install X-GPS Tracker app



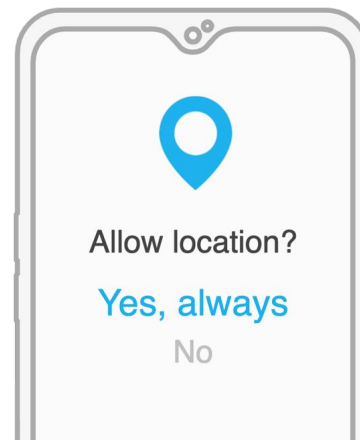
2

Launch the app and copy 12-digit ID number from the invitation



3

Allow the app access location and camera, send push notifications





## Questions? We've got answers.

Read manuals or contact our support:

- View help docs in X-GPS Tracker mobile app
- More support at [loccate.com/help/](https://loccate.com/help/)

